

# MOTILAL OSWAL FOCUSED MIDCAP STRATEGY

December 2021 (Data as on 30<sup>th</sup> November 2021. Inception date – 24<sup>th</sup> December 2019)

## INVESTMENT APPROACH

**Strategy Name:** Motilal Oswal Focused Midcap Strategy

**Investment Objective:** The Strategy aims to deliver superior returns by investing in stocks of India's emerging businesses. It aims to predominantly invest in midcap stocks that can benefit from growth in earnings and re-rating of businesses. It aims to invest bottom up by identifying high quality companies, having superior growth and sustainable competitive advantage.

**Description of types of securities:** Equity Types of securities selected as part of the investment approach: Majority of weights for investments to be drawn from stocks in 101st to 400th companies in terms of full market capitalization. Minority weights for investment might also be drawn from stocks beyond number 400 and from top 100 companies in terms of full market capitalization. As far as possible Companies should be drawn from a mix of sectors representing changing nature of society and economics in India.

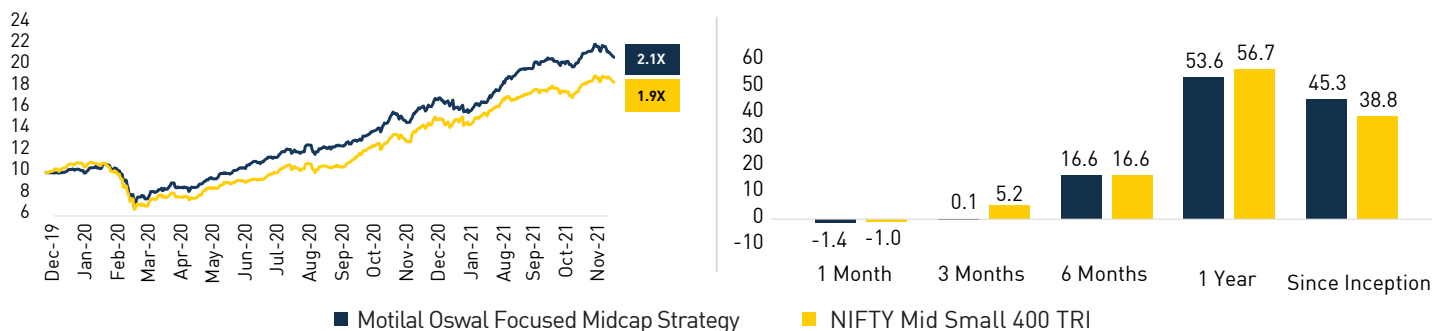
**Allocation of portfolio across types of securities:** The strategy seeks to primarily invest in midcap segment having 101st to 400th companies in terms of full market capitalization. However, the strategy has the flexibility to invest in companies across the entire market capitalization spectrum

**Benchmark:** NIFTY Mid Small 400 TRI

**Indicative tenure or investment horizon:** Medium to Long term

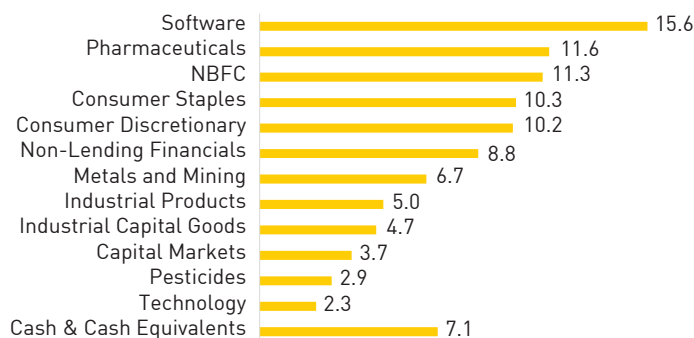
## PERFORMANCE SINCE INCEPTION

One lac invested in the strategy on 24<sup>th</sup> Dec 2019 would have grown to ₹ ~2.1 lacs today against ~1.9 lacs invested in Benchmark

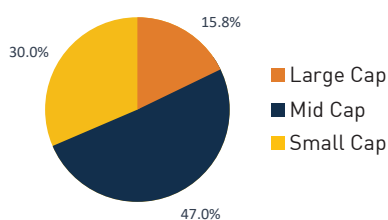


## TOP 10 HOLDINGS & SECTORAL ALLOCATION

Scrip Name	(%) of Holding
APL Apollo Tubes Ltd.	6.7
Gland Pharma Ltd.	6.0
Persistent Systems Ltd.	5.8
L&T Technology Services Ltd.	5.7
Ajanta Pharma Ltd.	5.7
Amber Enterprises India Ltd.	5.3
Globus Spirits Ltd.	5.0
Polycab India Ltd.	5.0
Dixon Technologies (India) Ltd.	4.9
Max Financial Services Ltd.	4.8



## MARKET CAPITALIZATION



**Disclaimers and Risk Factors:** FMS Strategy Inception Date: 24th Dec 2019; Data as on 30th November 2021; Data Source: MOAMC Internal Research; RFR: 7.25%; \*Earnings as of Dec 2020 quarter and market price as on 30th November 2021; Source: Capitaline and Internal Analysis; Please Note: Returns up to 1 year are absolute & over 1 year are Compounded Annualized. Returns calculated using Time Weighted Rate of Return (TWRR) at an aggregate strategy level. The performance related information is not verified by SEBI. All portfolio related holdings and sector data provided above is for model portfolio. Returns & Portfolio of client may vary vis-à-vis as compared to Investment Approach aggregate level returns due to various factors viz. timing of investment/ additional investment, timing of withdrawals, specific client mandates, variation of expenses charged & dividend income. Past performance may or may not be sustained in future and should not be used as a basis for comparison with other investments. The Portfolio Manager manages allocations in all client portfolios by way of a model portfolio which is in line with investment objectives of the portfolio strategy/ investment approach. Unless there are specific exclusion instructions by individual clients, all clients' portfolios are aligned to a model portfolio; which means replication and alignment of all clients' portfolios in terms of scrip and allocation. New clients entering the strategy/ investment approach as of a particular date are also aligned to the model portfolio. It must be noted that there are certain circumstances in which clients' portfolio may deviate or differ from the model portfolios to a material extent. This may happen due to factors like liquidity and free floating consideration in some stocks, organization level exposure norms and related risk management, potential exit of a stock from the model portfolio thereby precluding it from buying in new client portfolios. The reasons quoted here are indicative but not exhaustive and the portfolio manager reserves the right to deviate from model portfolio for groups of clients depending on timing of their entry, market conditions and model portfolio construct at the time of their entry. Risk factors associated with the investment approach are Equity risk, Systematic risk, Concentration risk, Model portfolio risk, Mismatch risk, Execution risk, Low liquidity and Less dividends. To know more about the risk factors, please refer disclosure document at motilaloswatmf.com. Investment in securities is subject to market and other risks, and there is no assurance or guarantee that the objectives of any of the strategies of the Portfolio Management Services will be achieved. Please read Disclosure document carefully before investing.

Our PMS services are available in direct mode, to know more, write to us at [pmsquery@motilaloswal.com](mailto:pmsquery@motilaloswal.com)

THINK EQUITY  
THINK MOTILAL OSWAL

MOTILAL OSWAL  
Asset Management  
PORTFOLIO STRATEGY

BUY RIGHT  
SIT TIGHT